


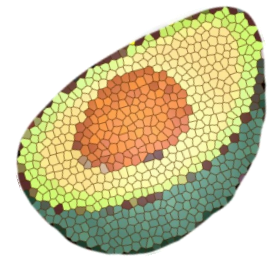
GARDEN ACTIVITY

Fresh From Florida Kids

HARVEST MONTH




Sprout an Avocado Pit



Instructions

1. Take the pit from a Florida avocado and rinse with cool running water. Dry the pit with a cloth or paper towel.

2. Next, insert toothpicks around the middle of the pit. Suspend the pit on the rim of the cup. Fill the cup with water to cover the bottom $1/2$ - $2/3$ of the pit.



3. Place the avocado pit in a sunny area. In six to eight weeks the pit will sprout roots. Wait until a stem grows, then transfer the seedling to a pot with soil and watch your avocado plant grow!



More free resources online from Florida Farm to School!

www.FreshFromFlorida.com/farmtoschool

This institution is an equal opportunity provider.