

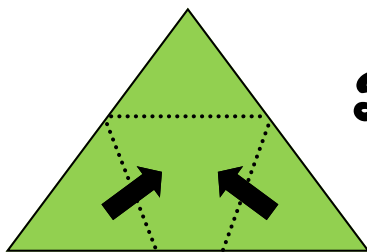
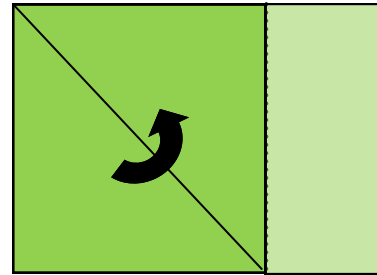
GARDEN ACTIVITY

Paper Seed Packets

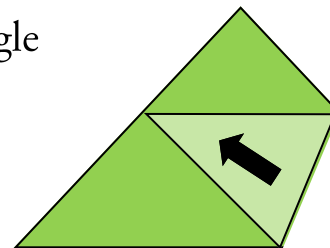
INSTRUCTIONS



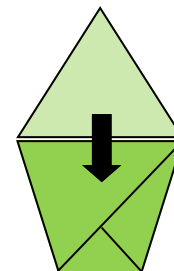
1. Fold a piece of recycled paper into a triangle. Cut off the excess strip of paper.



2. Fold one corner of the triangle to meet the opposite side of the triangle edge. Fold the other corner the same way.



3. Fold the top of the triangle down along the edge of the packet. Insert the tip into the pocket of the outer flap to close your seed packet. Label and decorate your packet!



Seeds can be collected from many different Florida fruits and vegetables. Dry out the seeds from a pepper, bean pod or a mature pumpkin squash. Store your seeds in a cool, dry place ready to plant next season!



More free resources online from Florida Farm to School!
www.FreshFromFlorida.com/farmtoschool
This institution is an equal opportunity provider.

